

Name: \_\_\_\_\_ Date: \_\_\_\_\_

Teacher: \_\_\_\_\_ School: \_\_\_\_\_

## **Planning an Exploration**


### **My Note Sheets**


#### **Step One: Asking Good Questions**

- ✓ Before we plan our trip, we need to think carefully about the places we might want to explore and why we might want to explore them. What questions should we be asking in order to learn all that we can?

## Step Two: Capturing Main Topics

- ✓ As you read, write the main topic of each book in the boxes below. Then, write the main topic of two paragraphs from each book.

|   |   |
|---|---|
| <b>Title of the Book:</b>   |   |
| <b>Main Topic of the Book:</b>  | <b>Page Number:</b> _____<br><b>Main topic of paragraph number:</b> _____ |
|  |   |
|   | <b>Page Number:</b> _____<br><b>Main topic of paragraph number:</b> _____ |

|                                |   |
|--------------------------------|---|
| <b>Title of the Book:</b>      |   |
| <b>Main Topic of the Book:</b> | <b>Page Number:</b> _____   |
|                                | <b>Main topic of paragraph number:</b> _____                                      |
|                                |  |
|                                | <b>Page Number:</b> _____   |
|                                | <b>Main topic of paragraph number:</b> _____                                      |

### **Step Three: Plan a Mini-Booklet**

- ✓ If you could create a mini-booklet about a place to explore all by yourself, what information would you share in it?

**PLAN YOUR INTRODUCTION: WHAT PLACE DO YOU WANT TO EXPLORE, AND WHY DO YOU WANT TO EXPLORE IT?**


**ADD DETAILS: WHAT ITEMS WILL YOU BRING ON YOUR TRIP? WHY WILL YOU BRING THESE ITEMS?**

**PLAN YOUR PICTURES AND VIDEOS:  
WHICH PICTURES AND VIDEOS SHOULD BE SHARED? WHY?**


**PLAN YOUR CONCLUSION: WHAT DO YOU HOPE TO FIND? WHAT DO YOU HOPE TO EXPLORE?**

## Step Five: Peer Review

- ✓ With your teacher's help, plan to give another writer feedback on his or her work. Put your feedback in the boxes below. When you share it, use your finger to point to the spot in the writer's work that you are talking about.




### POINTS FOR WARM FEEDBACK



### POINTS FOR COOL FEEDBACK



- ✓ **As you listen during peer review, write down the feedback that someone else gives you. Then, describe how you will change your work.**



**WARM FEEDBACK I WAS GIVEN**



**COOL FEEDBACK I WAS GIVEN**

**HOW I PLAN TO CHANGE MY WORK:**